

Eagle News

THE MAGICAL WORLD OF LEARNING

11.8. 2024



We have completed another school week successfully.

- Have conversations with your child about effective time management, staying organized, and maintaining a positive attitude.
- To make the most of your week, start by planning your schedule, breaking down assignments into manageable tasks, and prioritizing them based on deadlines and importance.
- Talk to your child about staying engaged during classes by actively listening and participating, which can enhance their understanding.
- Have conversations with your family about proper self-care, including 8 hours of sleep, exercise, and social activities, to keep your mind and body in top condition.
- Reflect on each day and discuss any challenges you and your family faced and think about strategies to overcome them in the future.

Celebrate your students achievements, no matter how small, to maintain motivation and end your school week on a high note.

What's In This Week's Issue?

- Upcoming Events
- Firearm Injury Prevention
- MAP Testing Data Results
- FBISD Parent Resources Links
- Family Resource Center Updates
- Brighter Bites
- Family Tips From our Practical Parent Education Curriculum
- And much more...!

Upcoming Events:

Nov. 11th- No School

Nov. 13th - World Kindness day


Brighter bites distribution

The Scholastic Book Fair- November 18-22, 2024

Nov. 21st- Thanksgiving family luncheon

Nov. 25th-29th- Fall Holiday

THE IMPORTANCE OF ROLE MODELS FOR CHILDREN



Refer To The Student Handbook For Our cellphone policy:


Please ensure all
cellphones are
turned off and put away
in the childs backpack.



The Magic Continues Online

Visit the [Parent and Family Center webpage](#) for:

- Event Information
- Family Courses
- Grade Level compacts
- Campus Policy
- Brighter Bites FREE Nutritional Packs
- And More!



FBISD Parent Links & Resources

- [Glover PTO Newsletter](#)
- [Volunteer Background Check](#)
- [GE Parent/Student Handbook](#)
- [Free and Reduced Lunch Application](#)
- [Parent Resources](#)
- [GE Twitter](#)
- [GE Website](#)
- [FBISD 24-25 Calendar](#)
- [Student Code Of Conduct](#)
- [GT Newsletter](#)
- [FBISD Express Newsletter](#)



If you're going to have lunch delivered for your child. Please notify your child's teacher and the front office at the beginning of the day.

You may also communicate the student's first initial and last name in the notes section to help us ensure a smooth transaction.

Contact Us

Principal Arana
clementine.arana@fortbendisd.gov

Assistant Principal Allen
carissa.allen@fortbendisd.gov

Parent Educator Jade Claborn
Jade.Claborn@fortbendisd.gov



Firearm Injury Prevention Education for Parents

Gun violence has become an urgent public health epidemic in the United States, with firearms accounting for more and more fatalities among children and teens each year. At Memorial Hermann, we are committed to our vision of creating healthier communities, now and for generations to come, but we cannot accomplish our vision

without doing all we can to reduce gun violence and its impact on our patients and community—especially the children and teens who are at an increasingly high risk for death, injury or suicide by firearm. Below, our injury prevention experts share general information about firearm safety, best practices for firearm storage and the steps you can take to protect your family from firearm injury.

Types of Firearm Injury

Children are at an increasing risk of death by firearms through unintentional shootings, suicide and assault. Unintentional firearm injury often occurs when a younger child finds a firearm and accidentally shoots themselves, a playmate or a sibling. Suicide often occurs in children ages 10 and older, and assaults more often occur among adolescents and young adults.

Safe Storage

Storing firearms in a safe and secure manner is the best method for preventing firearm injury. Through safe storage, you can reduce the risk of unintentional injury by limiting opportunities for young children to access firearms. Because suicide among children and teens is often impulsive, proper storage provides a barrier of protection and an opportunity for intervention. By locking away your firearms, you also reduce the risk of them being stolen or used in an assault or homicide. To properly store your firearms, experts recommend the following:

- All firearms should be stored unloaded in a lockbox or safe. Ammunition should also be locked up in a separate location.
- Place cable locks on firearms to provide an added layer of safety. (Note: A firearm can still be loaded with a trigger lock in place, so cable locks are recommended as they can only be secured on unloaded firearms.)
- Some experts recommend storing firearms in a safe location outside the home for additional security when a higher risk individual is present—for example, a family member with depression or a high level of stress.

Communication is Key

Children as young as 22 months old are capable of pulling a trigger, and many children cannot differentiate between a real firearm and a toy. It is critical that parents talk to their children about what to do if they ever encounter a firearm at home, at a friend's house or in public. Children should never handle a firearm without an adult present, and if a child ever encounters a firearm, they should not touch it and should immediately go to an adult for help. We also recommend asking about firearm storage in the homes of your children's friends as well as those of family members or neighbors. The [American Academy of Pediatrics](#) recommends adding the question, "Is there an unlocked gun in your house?" to a typical playdate checklist, which might also include concerns about allergies, pets or plans for supervision.

Education

If you personally own a firearm, register everyone in your family for firearm safety classes, which offer age-appropriate education on safe handling, proper use and storage. This is an important step for a responsible firearm owner and can go a long way to preventing unintentional injury or improper firearm use. Still, nothing replaces safe storage, so even families with extensive knowledge and training should keep their firearms and ammunition separate and locked away.

Educación para los padres de familia sobre la prevención de lesiones por armas de fuego

La violencia por armas de fuego se ha convertido en una epidemia urgente de salud pública en los Estados Unidos ya que estas causan cada vez más muertes entre niños y adolescentes cada año. En Memorial Hermann, estamos comprometidos con nuestra visión de crear comunidades más saludables, ahora y para las generaciones venideras. No podremos lograr este objetivo sin hacer todo lo posible para reducir la violencia por armas y su impacto en nuestros pacientes y la comunidad, especialmente los niños y adolescentes. Ellos corren un riesgo cada vez mayor de muerte, lesiones o suicidio. A continuación, nuestros especialistas en prevención de lesiones comparten información general sobre medidas de seguridad de las armas de fuego, las mejores prácticas para su almacenamiento y los pasos que puede seguir para proteger a su familia.

Tipos de lesiones por arma de fuego

Los niños corren un riesgo cada vez mayor de morir por armas de fuego a través de disparos no intencionales, suicidio y asalto. Las lesiones no intencionales a menudo ocurren cuando un niño más pequeño encuentra un arma y accidentalmente se dispara a sí mismo, a un compañero o a un hermano. Frecuentemente, el suicidio ocurre en niños de 10 años o mayores, y las agresiones ocurren con mayor frecuencia entre adolescentes y adultos jóvenes.

Almacenamiento seguro

Almacenar armas de fuego de manera segura y protegida es el mejor método para prevenir lesiones. A través del almacenamiento seguro, se puede reducir el riesgo de lesiones no intencionales al limitar las oportunidades para que los niños pequeños accedan a las armas de fuego. Debido a que el suicidio entre niños y adolescentes es a menudo impulsivo, el almacenamiento adecuado proporciona una barrera de protección y una oportunidad para la intervención. Al colocar dispositivos de seguridad como es el bloqueo del gatillo en las armas de fuego, también se reduce el riesgo de que sean robadas o utilizadas en un asalto u homicidio. Para guardar adecuadamente sus armas de fuego, se recomienda lo siguiente:

- Todas las armas deben almacenarse descargadas en una caja de seguridad o caja fuerte.
- Las municiones también deben estar encerradas en un lugar separado.
- Coloque cerraduras de cable en las armas de fuego para proporcionar una capa adicional de seguridad. (Nota: Un arma de fuego aún se puede cargar con un bloqueo de gatillo, por lo que se recomiendan bloqueos de cable, ya que solo se pueden asegurar en armas descargadas).
- Algunos expertos recomiendan almacenarlas en un lugar seguro fuera del hogar para mayor seguridad cuando una persona de mayor riesgo está presente, por ejemplo, un miembro de la familia con depresión o con un alto nivel de estrés.

La comunicación es clave

Los niños de tan solo 22 meses de edad son capaces de apretar un gatillo, y muchos niños no pueden diferenciar entre un arma de fuego real y un juguete. Es fundamental que los padres hablen con sus hijos sobre qué hacer si alguna vez se encuentran con un arma de fuego en casa, en la casa de un amigo o en lugares públicos. Los niños nunca deben manejar armas en ausencia de un adulto, y si un niño alguna vez se encuentra una, no debe tocarla y debe acudir inmediatamente a un adulto en busca de ayuda.

También recomendamos preguntar sobre el almacenamiento de armas de fuego en las casas de los amigos de sus hijos, así como en las de los miembros de la familia o los vecinos. [La Academia Americana de Pediatría](#) recomienda agregar la pregunta: "¿Posee un arma desbloqueada en su casa?" a una lista de preguntas típicas para un día de juego, que también podría incluir preguntas sobre alergias, mascotas o planes de supervisión.

Educación

Si usted personalmente posee un arma de fuego, registre a todos en su familia para las clases de seguridad, las cuales ofrecen educación apropiada de acuerdo a la edad sobre manejo seguro, uso adecuado y almacenamiento. Este es un paso importante para un propietario responsable y en la prevención de lesiones no intencionales o el uso inadecuado de armas. Aún así, nada reemplaza el almacenamiento seguro, por lo que incluso las familias con amplios conocimientos y capacitación deben mantener sus armas de fuego y municiones fuera del alcance de los menores.





Guidelines for Contest and Reading Log

CONTEST PERIOD FALL

The Student Read Nation Challenge period is October 22nd – November 22nd.

SPRING

The School Read Nation Challenge period is January 13th – February 14th.

ACCEPTED READING MATERIALS

Books (fiction and nonfiction), magazines and comic books. Digital material, as well as physical print materials are accepted.

Children must keep track of their minutes read each day with the assistance of their teachers and parents and record them on the calendar log provided.

Lets Get Reading Glover!

See the calendar below to help our campus win!

Submitted calendars will also receive a FREE Canes Kids meal voucher!



INDIVIDUAL STUDENT PRIZES - ELECTRONIC ITEM

Top Kindergartener **Overall**

Top 1st Grader **Overall**

Top 2nd Grader **Overall**

Top 3rd Grader **Overall**

Top 4th Grader **Overall**

Top 5th Grader **Overall**

STUDENT WINNER

At the end of the Student Read Nation Challenge, the overall top kindergartener – 5th grade student who achieves the most logged reading minutes will receive a grand prize!

· Please note, there will be only one overall winner for each grade and not for each school. Winners are determined by the total number of minutes read over the challenge period.

· For example, and clarification, your top 1st grader will compete against the other school's top 1st graders to determine the overall top 1st grader for all of the entries submitted.

SCHOOL WINNER

At the end of the School Read Nation Challenge, the TOP 3 schools with the highest minutes read will win a grand prize! The schools will be ranked First (1st), Second (2nd), and Third (3rd) based off the total minutes read submitted.

SCHOOL PRIZES

· **Grand Prize School** – the school with the most points will win furniture and decorations for their library and books (subject to Rockets inventory) and a Houston Rockets Celebratory Rally featuring special Rockets Guests!

· **Second (2nd) Place School** - wins a \$500 gift certificate to a book/literacy retailer/bookstore.

· **Third (3rd) Place School** - wins a \$250 gift certificate to a book/literacy retailer/bookstore.

· At the end of the School Read Nation Challenge, an autographed item will be awarded to ALL participants of both challenge periods.




**FREE FRESH Produce Pick Up For
All Glover Families
November 13th
Sign Up Now For Your FREE
Brighter Bites Fruits and
Veggies Bag!
Pick-Up: 2pm-4**

**Volunteers
Needed:
Volunteer Bagging
November 13th
10am- 12**

**Call Jade Claborn
281.634.0116
Jade.Claborn@
Fortbendisd.gov**





The link for parents to begin shopping for the Scholastic book fair will be on the front page of Glover's website from November 15th to 28th, 2025. More information will be available soon.
Thank you.

The Scholastic Book Fair Dates are: November 18-22, 2024
Hours: Monday - Friday 9:30 - 3:00
Family Night Shopping: Wednesday 20th
9:30a.m. - 5:30p.m.

In addition, we want to congratulate the students for their creativity and participation in the Storybook pumpkin contest. The students will receive their certificate, take a picture, and receive a gift on Thursday. I will send for the students on Thursday during their ancillary times.

The winners of the Storybook Pumpkin contest are:

1st Jacquelyn Davis - 5th grade


2nd Zoe Emerson - Kdgn.

3rd Liam Fonteno - Kdgn.

4th Saniya Simmons - 1st grade

5th Bertrand Okoro - Honorable Mention, 5th grade

Weekly Practical Parent Education
Curriculum Module:

	Monday	Tuesday	Wednesday	Thursday	Friday
PPE Curriculum Module 1.3 - Identifying Your Role as the Primary Model for Your Child	Uplift Mentor Program Thursdays & Tuesdays 8-10 Room 101		Coffee and Chat Teams Q,R Code Meeting ID: 220 194 421 248 Passcode: SfSuur		1 Family Center Closed No School
PPE Curriculum Module 1.3 - Identifying Your Role as the Primary Model for Your Child	4 Coffee and Chat 8:15-9:30 (ONLINE ONLY) Lunch and Learn Location: Café Time: 10:30-1:30 With PPE Lead Conversation	5 Tech. Tuesdays 10:00-1:00 Microsoft Basics Skyward/ Schoology	6 Family Center Closed By Appointment Only	7 Lunch and Learn Location: Café Time: 10:30-1:30 With PPE Lead Conversation Stem Day	8 STEM Day Craft and Chat With Crochet Room 101/ Volunteer Hour 10-1 With PPE Lead Conversation
PPE Curriculum Module 4.7 - Teaching Children Kindness and Respect for Other Children Book Fair Week	11 Family Center Closed No School	12 Tech. Tuesdays 10:00-11 Microsoft Basics Skyward/ Schoology	13 Brighter Bites Volunteered Bagging: 10-12 Pickup: 2:00-4 World Kindness Day	14 Lunch and Learn Location: Café Time: 10:30-1:30 With PPE Lead Conversation	15 Craft and Chat With Crochet Room 101/ Volunteer Hour 10-1 With PPE Lead Conversation
Week of Thanks PPE Curriculum Module 4.7 - Teaching Children Kindness and Respect for Other Children Book fair Week	18 Coffee and Chat With The Principal 8:15-9:30 Lunch and Learn Location: Café Time: 10:30-1:30 With PPE Lead Conversation	19 Tech. Tuesdays Morning 10:00-1 Evening 4:30-5:15 Microsoft Basics Skyward/ Schoology	20 Family Center Closed By Appointment Only	21 Last Uplift Mentor Session Thanksgiving Family Luncheon	22 Craft and Chat With Crochet Room 101/ Volunteer Hour 10-1 With PPE Lead Conversation
PPE Curriculum Module 5.7 - Resolving Homework Issues	25	26	27	28	29
Holiday/ No School					



The Family Center is taking video and email testimonials! Please share your experience and how the Family Resource Center has benefited you and your family.

Week At A Glance

Mondays: Coffee and Chat* 8:15-9:30
Lunch and Learn* 10:30-1

Tuesday: Technology Tuesday

Morning 10-1:30 and Afternoon 4:15-5:30
Please Register for Afternoon Tech Tuesdays

Wednesday: Brighter Bites (See Calendar For Specifics)

Thursday: Lunch and Learn

Friday: Craft and Chat*
Volunteer Hour

*Topic lead discussions will include information from the Practical Parent Education Curriculum.



Feeling Frazzled?


All parents feel this way at times. Parenting is a tough job! But, when you do feel stressed, it is critically important that you take steps to relieve such feelings before you hurt a family member either verbally or physically.

- * Take time out...for yourself and your child.
- * Let your child know that you are feeling stressed or angry and that you need some time to yourself...what good role modeling!
- * Postpone disciplinary actions until you have time to think them through calmly.
- * If you lose your temper, or make hurtful remarks, say you are sorry
- * Ask another adult to step in and give you some relief.
- * Take a walk, exercise, or involve yourself in a stress relieving activity that you enjoy.
- * Do something fun with your child.
- * Make sure you are taking time to meet your own needs. No one can parent effectively when emotionally drained or physically exhausted.
- * Take a parenting class where you can share with other parents and find out you are not alone.



Parenting Quick Tips

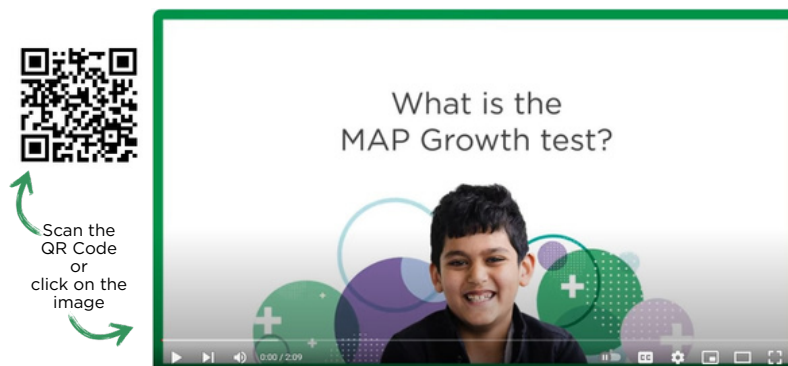
© Practical Parent Education. All rights reserved.



Beginning this year, students in Fort Bend ISD will complete NWEA MAP computer-adaptive assessments three times a year to gain information about what students know and what they are ready to learn next. MAP also gives insight into how students are growing academically, allowing you to track your student's progress throughout the school year and across multiple years. Families will have access to their child's results after each testing window. NWEA MAP is replacing Renaissance 360. For more information, visit the NWEA Family Toolkit linked [here](#) or contact your child's teacher.

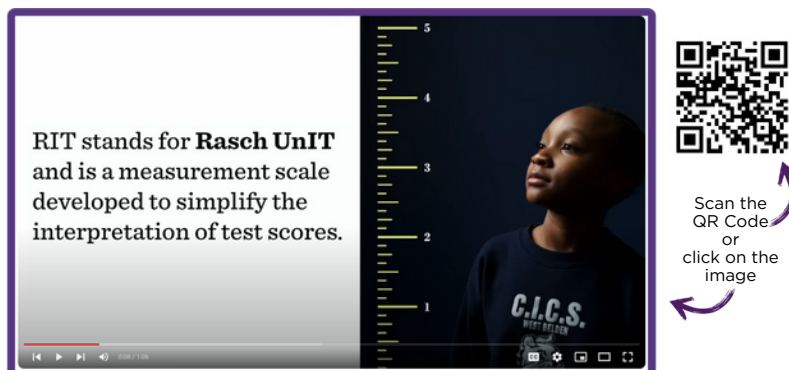
How MAP Growth Works

MAP Growth is designed to support student learning and data-informed decisions. View the video below for an overview of what you can expect when students take the MAP Growth Assessment. All students in grades K-8 and students enrolled in specific high school courses will take MAP Growth assessments.



Understanding RIT Scores

After each MAP Growth test, results are delivered in the form of a RIT score that reflects the student's academic knowledge, skills, and abilities. Think of this score like marking height on a growth chart. You can tell how tall your child is at various points in time and how much they have grown between one stage and another. View the video linked below for more information about RIT scores.



MAP Reading Fluency (Elementary Only)

MAP Reading Fluency assesses early reading skills—including letter and word recognition, oral reading fluency, and literal comprehension—to support students on their journey to independent reading. To see the assessment from a student's perspective, watch the video linked below.



**Parent Job Aid: Accessing NWEA MAP Parent Score Reports
Skyward Family Access**

1. Log into Skyward Family Access

2. Select "Portfolio" from the menu of the left-hand side of the screen.

3. Select NWEA MAP Parent Score Report(s) to view. (PDF file)

Portfolio - Attachments	
Description	eSigned
NWEA MAP Growth Parent Score Report 2024-2025	N/A
NWEA MAP Reading Fluency Parent Score Report 2024-2025	N/A

Coffee, Craft & Chat



Coffee and Chat

Bring Your Favorite Breakfast Beverage and Tune In For Your Weekly Dose of Self Care!



Where: Edgar Glover Jr. Elementary

Online Only

When: Monday @8:150am

Scan The Q.R Code and
Join the Teams Conversation



Meet Your

Parent Educators:



Phone:

(281)634.0116

Email:


Jade.Claborn@fortbendisd.gov

Lets Crochet and Stich away the day!

Join the Family Center for a morning of learning
new skills and important family tips.



Craft and Chat



Where: Edgar Glover Jr. Elementary
Parent Center Room 101

When: Friday @10am

Topics will include information from the Practical Parent Education Curriculum.

Technology Tuesdays



Scan The Q.R Code
To Sign-Up

Meet Your

Parent Educators:

Phone:

(281)634.0116

Email:

Jade.Claborn@fortbendisd.gov

There will be open labs from
8:15-9:30 for general tech help.

Guardians Grade Level

Time Slot

Kindergarten	10:00-10:30
1st Grade	10:30-11:30
2nd Grade	11:05-11:35
3rd Grade	11:40-12:10
4th Grade	12:10-12:45
5th Grade	12:40-1:10

Morning Session

Where: Edgar Glover Jr. Elementary
Family Center Room 101

When: Tuesday



Afternoon Session

During our Technology Sessions we will
be reviewing how to access different
campus based websites. Learn how to
navigate Skyward and Schoology.



Where: Edgar Glover Jr. Elementary
Family Center Room 101

When: Tuesday
November 5th
@4:30-5:15



Your Family Might Be Missing Out Academically!

**School
starts at
8:05 a.m.**

Arriving to school late and leaving early could set your child at an academic disadvantage.

- Just 20 Minutes could lead to your child being behind in any of the core subjects.
- 30 Minutes late or early could lead to your child missing certain learning TEKS (this may be a Science or Social Studies lesson). Leading Too...
 - Lack of academic motivation
 - Issues retaining information from previously lessons
 - Disrupting the learning process
 - Poor Academic Performance

The habits you build with your student now will help your child in intermediate school, high school, and later in their career.

How Can You help?

- Set up a good night routine.
 - Set out clothes for the next day.
 - Read before bed and limit screen time.
 - Utilize rewards for following the bedtime weekly or monthly.
- Have an “Exit” plan and try to stick to it every morning.
- Refrain from picking up your child early from school unless absolutely necessary.



Remember your child needs you to be successful!



**School
dismissal is
at
3:25 p.m.**



Glover Elementary

Attendance Matters!

Plan Ahead.



24-25 School Info

- School begins on Aug. 8 and ends May 29.
- School Hours - 8:05 am - 3:25 pm
- Students are marked tardy after 8:05 am and absent after 10:00 am.
- No Early Pickups after 3:00.

Student Breaks

Thanksgiving Break - Nov. 25-29


Winter Break - Dec. 23-Jan. 8

Spring Break - Mar. 10-14

Fall Student Holidays

- *September 2
- *September 27
- *October 4
- **October 10-15
- *November 1
- *November 11

- *3-Day Weekend
- **5-Day Weekend



Spring Student Holidays

- *January 20
- ^February 14-17
- *February 28
- *March 31
- ^April 18-21
- *May 26

- *3-Day Weekend
- ^4-Day Weekend

Early Dismissal Days

September 26

December 20

February 13

May 29

Students Dismissed at 12:10 pm

We encourage scheduling trips and appointments during student holidays to help minimize preventable absences.



GLOVER ES PTO

The Glover PTO needs

YOU!

WHY JOIN THE PTO?



YOU BENEFIT

Volunteering your time, talents, and energy while socializing with other parents is fun, healthy and rewarding. Being able to contribute and make a positive impact is fulfilling!



OUR SCHOOL BENEFITS

Help create positive, caring and engaging community by supporting the scholars, teachers and administration!



OUR COMMUNITY BENEFITS

Teamwork makes the dream work! By working together we are able to have a positive impact in the world around us.

ANYONE CAN JOIN THE GLOVER PTO!

EMAIL EDGARGLOVERPTO@GMAIL.COM OR JOIN US FOR OUR MONTHLY MEETINGS.

News & Events



Fort Bend ISD | Extended Learning

Extended Day Program

The Extended Day Program is for students in kindergarten through Grade 5, open before and after school to keep students safe and engaged.



Homework Time



SPARK Curriculum
and Clubs



Physical Activities

Program Options:

Morning Only
Afternoons Only
Morning & Afternoon Combo

Tuition is paid monthly.

Early Dismissal Day and
Full Service Day child
care is available.

Before School

6:30 a.m. - 7:30 a.m.

After School

3:25 p.m. - 6:30 p.m.

To register, go to
fortbendisd.reg.eleyo.com

ExtendedLearning@fortbendisd.com
fortbendisd.com/ExtendedLearning



More of Mo City

Whats Happening in Missouri City



Missouri City Parks & Recreation: Senior Programs



Active Adults 50+

Check Out the Missouri City Webpage for Activities and Times.



Farmers Market Partners
Missouri City



FORT BEND COUNTY
LIBRARIES
Enriching Lives & Expanding Minds

**Click The Icon for
Upcoming Events**



Eagle News

*THE MAGICAL WORLD OF
LEARNING*

11.22. 2024



After counting down another 365 days, Thanksgiving is just around the corner! Glover wishes all our families a restful holiday filled with delicious food, laughter, and joy as we welcome the winter season and the final three weeks of the second nine-week period. Our success is a testament to the support from our Glover families. Your campus staff, administration, and Family Center would like to extend a heartfelt, "Thank you for everything you do." Wishing you all a wonderful Fall Break!

Upcoming Events:

Nov. 25th-29th- Fall Holiday

Dec. 4th- Brighter Bites

Dec. 20th- Early Dismissal

T H A N K Y O U

Refer To The Student Handbook For Our cellphone policy:

Please ensure all
cellphones are
turned off and put away
in the child's backpack.



What's In This Week's Issue?

- Upcoming Events
- Firearm Injury Prevention
- MAP Testing Data Results
- FBISD Parent Resources Links
- Family Resource Center Updates
- Brighter Bites
- Family Tips From our Practical Parent Education Curriculum
- And much more...!

SAFETY CONCERN


Please ensure NO STUDENT is picked up via Metro Lift or any other 3rd party transportation service. **Students must be picked up by a trusted adult from the skyward family list.**



The Magic Continues Online

Visit the [Parent and Family Center webpage](#) for:

- Event Information
- Family Courses
- Grade Level compacts
- Campus Policy
- Brighter Bites FREE Nutritional Packs
- And More!



FBISD Parent Links & Resources

- [Glover PTO Newsletter](#)
- [Volunteer Background Check](#)
- [GE Parent/Student Handbook](#)
- [Free and Reduced Lunch Application](#)
- [Parent Resources](#)
- [GE Twitter](#)
- [GE Website](#)
- [FBISD 24-25 Calendar](#)
- [Student Code Of Conduct](#)
- [GT Newsletter](#)
- [FBISD Express Newsletter](#)



If you're going to have lunch delivered for your child. Please notify your child's teacher and the front office at the beginning of the day.

You may also communicate the student's first initial and last name in the notes section to help us ensure a smooth transaction.

Contact Us

Principal Arana
clementine.arana@fortbendisd.gov

Assistant Principal Allen
carissa.allen@fortbendisd.gov

Parent Educator Jade Claborn
Jade.Claborn@fortbendisd.gov



FBC District Attorney Brian M. Middleton's

Thanksgiving Turkey Giveaway



**Sunday
November 24th, 2024**

**10:00am – 6:00pm
or until we run out!**

**Fort Bend County Justice Center
1422 Eugene Heimann Circle
Richmond, TX 77469**

**1,000 Turkeys Available!
First Come, First Serve**





BEE BUSY WELLNESS CENTER
MEDICAL • DENTAL • MENTAL HEALTH



LET'S SERVE THE COMMUNITY
THIS

THANKS GIVING

FIRST COME FIRST SERVE WHILE
SUPPLIES LAST
MUST BRING A FORM OF ID
MAXIMUM 2 FAMILIES PER CAR



SATURDAY



DRIVE-
THRU

NOVEMBER 23RD

10:00AM- 2:00PM



8785 West Bellfort Ave.
Houston TX, 77031
713.771.2292



**American First
National Bank**
Expertise. Efficiency. Excellence.

Walmart



 **JUSTSERVE**





BEE BUSY WELLNESS CENTER
MEDICAL • DENTAL • MENTAL HEALTH



ESTAS INVITADA A NUESTRA

ACCIÓN DE GRACIAS

¡POR ORDEN DE LLEGADA HASTA AGOTAR EXISTENCIAS!
DEBE TRAER UNA FORMA DE IDENTIFICACIÓN
MÁXIMO 2 FAMILIAS POR COCHE.



SABADO



AUTO-SERVICIO

23 NOVIEMBRE

10:00AM - 2:00PM

8785 West Bellfort Ave.

Houston TX, 77031

713.771.2292



**American First
National Bank**
Expertise. Efficiency. Excellence.

Walmart



JUSTSERVE





Firearm Injury Prevention Education for Parents

Gun violence has become an urgent public health epidemic in the United States, with firearms accounting for more and more fatalities among children and teens each year. At Memorial Hermann, we are committed to our vision of creating healthier communities, now and for generations to come, but we cannot accomplish our vision

without doing all we can to reduce gun violence and its impact on our patients and community—especially the children and teens who are at an increasingly high risk for death, injury or suicide by firearm. Below, our injury prevention experts share general information about firearm safety, best practices for firearm storage and the steps you can take to protect your family from firearm injury.

Types of Firearm Injury

Children are at an increasing risk of death by firearms through unintentional shootings, suicide and assault. Unintentional firearm injury often occurs when a younger child finds a firearm and accidentally shoots themselves, a playmate or a sibling. Suicide often occurs in children ages 10 and older, and assaults more often occur among adolescents and young adults.

Safe Storage

Storing firearms in a safe and secure manner is the best method for preventing firearm injury. Through safe storage, you can reduce the risk of unintentional injury by limiting opportunities for young children to access firearms. Because suicide among children and teens is often impulsive, proper storage provides a barrier of protection and an opportunity for intervention. By locking away your firearms, you also reduce the risk of them being stolen or used in an assault or homicide. To properly store your firearms, experts recommend the following:

- All firearms should be stored unloaded in a lockbox or safe. Ammunition should also be locked up in a separate location.
- Place cable locks on firearms to provide an added layer of safety. (Note: A firearm can still be loaded with a trigger lock in place, so cable locks are recommended as they can only be secured on unloaded firearms.)
- Some experts recommend storing firearms in a safe location outside the home for additional security when a higher risk individual is present—for example, a family member with depression or a high level of stress.

Communication is Key

Children as young as 22 months old are capable of pulling a trigger, and many children cannot differentiate between a real firearm and a toy. It is critical that parents talk to their children about what to do if they ever encounter a firearm at home, at a friend's house or in public. Children should never handle a firearm without an adult present, and if a child ever encounters a firearm, they should not touch it and should immediately go to an adult for help. We also recommend asking about firearm storage in the homes of your children's friends as well as those of family members or neighbors. The [American Academy of Pediatrics](#) recommends adding the question, "Is there an unlocked gun in your house?" to a typical playdate checklist, which might also include concerns about allergies, pets or plans for supervision.

Education

If you personally own a firearm, register everyone in your family for firearm safety classes, which offer age-appropriate education on safe handling, proper use and storage. This is an important step for a responsible firearm owner and can go a long way to preventing unintentional injury or improper firearm use. Still, nothing replaces safe storage, so even families with extensive knowledge and training should keep their firearms and ammunition separate and locked away.

Educación para los padres de familia sobre la prevención de lesiones por armas de fuego

La violencia por armas de fuego se ha convertido en una epidemia urgente de salud pública en los Estados Unidos ya que estas causan cada vez más muertes entre niños y adolescentes cada año. En Memorial Hermann, estamos comprometidos con nuestra visión de crear comunidades más saludables, ahora y para las generaciones venideras. No podremos lograr este objetivo sin hacer todo lo posible para reducir la violencia por armas y su impacto en nuestros pacientes y la comunidad, especialmente los niños y adolescentes. Ellos corren un riesgo cada vez mayor de muerte, lesiones o suicidio. A continuación, nuestros especialistas en prevención de lesiones comparten información general sobre medidas de seguridad de las armas de fuego, las mejores prácticas para su almacenamiento y los pasos que puede seguir para proteger a su familia.

Tipos de lesiones por arma de fuego

Los niños corren un riesgo cada vez mayor de morir por armas de fuego a través de disparos no intencionales, suicidio y asalto. Las lesiones no intencionales a menudo ocurren cuando un niño más pequeño encuentra un arma y accidentalmente se dispara a sí mismo, a un compañero o a un hermano. Frecuentemente, el suicidio ocurre en niños de 10 años o mayores, y las agresiones ocurren con mayor frecuencia entre adolescentes y adultos jóvenes.

Almacenamiento seguro

Almacenar armas de fuego de manera segura y protegida es el mejor método para prevenir lesiones. A través del almacenamiento seguro, se puede reducir el riesgo de lesiones no intencionales al limitar las oportunidades para que los niños pequeños accedan a las armas de fuego. Debido a que el suicidio entre niños y adolescentes es a menudo impulsivo, el almacenamiento adecuado proporciona una barrera de protección y una oportunidad para la intervención. Al colocar dispositivos de seguridad como es el bloqueo del gatillo en las armas de fuego, también se reduce el riesgo de que sean robadas o utilizadas en un asalto u homicidio. Para guardar adecuadamente sus armas de fuego, se recomienda lo siguiente:

- Todas las armas deben almacenarse descargadas en una caja de seguridad o caja fuerte.
- Las municiones también deben estar encerradas en un lugar separado.
- Coloque cerraduras de cable en las armas de fuego para proporcionar una capa adicional de seguridad. (Nota: Un arma de fuego aún se puede cargar con un bloqueo de gatillo, por lo que se recomiendan bloqueos de cable, ya que solo se pueden asegurar en armas descargadas).
- Algunos expertos recomiendan almacenarlas en un lugar seguro fuera del hogar para mayor seguridad cuando una persona de mayor riesgo está presente, por ejemplo, un miembro de la familia con depresión o con un alto nivel de estrés.

La comunicación es clave

Los niños de tan solo 22 meses de edad son capaces de apretar un gatillo, y muchos niños no pueden diferenciar entre un arma de fuego real y un juguete. Es fundamental que los padres hablen con sus hijos sobre qué hacer si alguna vez se encuentran con un arma de fuego en casa, en la casa de un amigo o en lugares públicos. Los niños nunca deben manejar armas en ausencia de un adulto, y si un niño alguna vez se encuentra una, no debe tocarla y debe acudir inmediatamente a un adulto en busca de ayuda.

También recomendamos preguntar sobre el almacenamiento de armas de fuego en las casas de los amigos de sus hijos, así como en las de los miembros de la familia o los vecinos. [La Academia Americana de Pediatría](#) recomienda agregar la pregunta: "¿Posee un arma desbloqueada en su casa?" a una lista de preguntas típicas para un día de juego, que también podría incluir preguntas sobre alergias, mascotas o planes de supervisión.

Educación

Si usted personalmente posee un arma de fuego, registre a todos en su familia para las clases de seguridad, las cuales ofrecen educación apropiada de acuerdo a la edad sobre manejo seguro, uso adecuado y almacenamiento. Este es un paso importante para un propietario responsable y en la prevención de lesiones no intencionales o el uso inadecuado de armas. Aún así, nada reemplaza el almacenamiento seguro, por lo que incluso las familias con amplios conocimientos y capacitación deben mantener sus armas de fuego y municiones fuera del alcance de los menores.





**FREE FRESH Produce Pick Up For
All Glover Families
December 4th
Sign Up Now For Your FREE
Brighter Bites Fruits and
Veggies Bag!
Pick-Up: 2pm-4**

**Volunteers
Needed:
Volunteer Bagging
December 4th
10am- 12**

**Call Jade Claborn
281.634.0116
Jade.Claborn@
Fortbendisd.gov**



Weekly Practical Parent Education
Curriculum Module:

	Monday	Tuesday	Wednesday	Thursday	Friday
PPE Curriculum Module 3.2 - Developing Digital Responsibility	2 Family Center Closed By Appointment Only	3 Lunch and Learn Location: Café Time: 10:30-1:30 With PPE Lead Conversation	4 Brighter Bites Volunteered Bagging: 10-12 Pickup: 2:00-4	5 Family Center Closed By Appointment Only	6 Craft and Chat With Crochet Room 101/ Volunteer Hour 10-1 With PPE Lead Conversation
PPE Curriculum Module 3.2 - Developing Digital Responsibility	9 Lunch and Learn Location: Café Time: 10:30-1:30 With PPE Lead Conversation	10 Last Mentor Session Lunch and Learn Location: Café Time: 10:30-1:30 With PPE Lead Conversation	11 Family Center Closed By Appointment Only	12 Family Center Closed By Appointment Only	13 Craft and Chat Holiday Crafts Room 101 10-1 With PPE Lead Conversation
PPE Curriculum Module 4.5 - Helping Children Learn to Make Healthy Choices	16 Lunch and Learn Location: Café Time: 10:30-1:30 With PPE Lead Conversation	17 Lunch and Learn Location: Café Time: 10:30-1:30 With PPE Lead Conversation Winter Program	18 Brighter Bites Volunteered Bagging: 10-12 Pickup: 2:00-4	19 Family Center Closed By Appointment Only	20 Family Center Closed Appointment Only Early Dismissal 12:10
	23	24	25	26	27
	Holiday/ No School				
	30				
	Holiday/ No School				



The Family Center is taking video and email testimonials! Please share your experience and how the Family Resource Center has benefited you and your family.

Week At A Glance

Mondays: Coffee and Chat* 8:15-9:30
Lunch and Learn* 10:30-1

Tuesday: Technology Tuesday

Morning 10-1:30 and Afternoon 4:15-5:30
Please Register for Afternoon Tech Tuesdays

Wednesday: Brighter Bites (See Calendar For Specifics)

Thursday: Lunch and Learn

Friday: Craft and Chat*
Volunteer Hour

*Topic lead discussions will include information from the Practical Parent Education Curriculum.

PARENTS AND TEACHERS... WHAT A TEAM!




The best formula for a child's success in school is a strong partnership between parents and teachers. Both have special skills and insights to share. As a parent, you can strengthen this bond by:

- ✓ GETTING TO KNOW YOUR CHILD'S TEACHER
- ✓ BEING INVOLVED, BUT NOT INTRUSIVE
- ✓ SHARING UNIQUE INSIGHTS ABOUT YOUR CHILD (SPECIAL NEEDS, LEARNING STYLE, BEHAVIORS, ETC.)
- ✓ OFFERING TO ASSIST THE TEACHER WITH SPECIAL PROJECTS OR NEEDS
- ✓ KNOWING AND SUPPORTING CLASSROOM RULES AND GUIDELINES
- ✓ SPEAKING RESPECTFULLY OF THE TEACHER IN FRONT OF YOUR CHILD
- ✓ KEEPING THE LINES OF COMMUNICATION OPEN
 - BEING FRIENDLY AND WARM
 - BEGINNING CONVERSATIONS WITH A POSITIVE STATEMENT
 - SHOWING EMPATHY AND SUPPORT
- ✓ RECOGNIZING THAT YOUR CHILD'S VERSION IS ONLY ONE SIDE OF THE STORY. DON'T OVER REACT!
- ✓ IF YOU ARE UPSET, TALKING WITH THE TEACHER, NOT YOUR CHILD
 - WAITING UNTIL YOU ARE CALM
 - CALLING FOR AN APPOINTMENT
- ✓ RESPECTING THE TEACHER'S SKILLS AND KNOWLEDGE
- ✓ RECOGNIZING THE VALUE OF TEAMWORK



Parenting Quick Tips

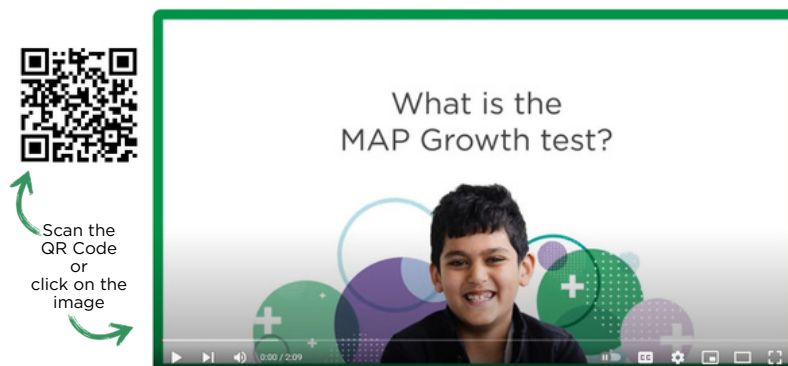
© Practical Parent Education. All rights reserved.



Beginning this year, students in Fort Bend ISD will complete NWEA MAP computer-adaptive assessments three times a year to gain information about what students know and what they are ready to learn next. MAP also gives insight into how students are growing academically, allowing you to track your student's progress throughout the school year and across multiple years. Families will have access to their child's results after each testing window. NWEA MAP is replacing Renaissance 360. For more information, visit the NWEA Family Toolkit linked [here](#) or contact your child's teacher.

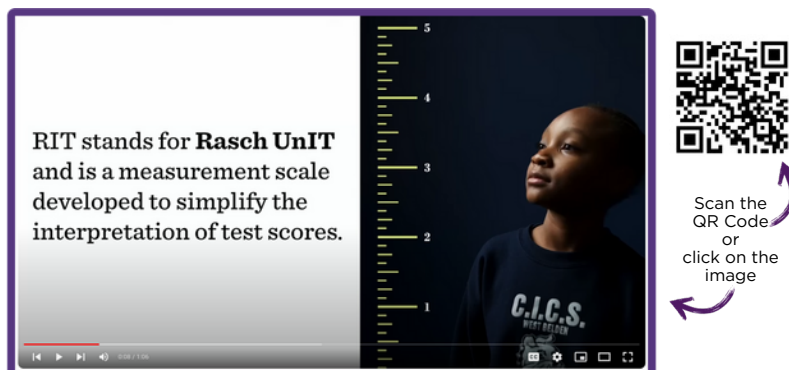
How MAP Growth Works

MAP Growth is designed to support student learning and data-informed decisions. View the video below for an overview of what you can expect when students take the MAP Growth Assessment. All students in grades K-8 and students enrolled in specific high school courses will take MAP Growth assessments.



Understanding RIT Scores

After each MAP Growth test, results are delivered in the form of a RIT score that reflects the student's academic knowledge, skills, and abilities. Think of this score like marking height on a growth chart. You can tell how tall your child is at various points in time and how much they have grown between one stage and another. View the video linked below for more information about RIT scores.



MAP Reading Fluency (Elementary Only)

MAP Reading Fluency assesses early reading skills—including letter and word recognition, oral reading fluency, and literal comprehension—to support students on their journey to independent reading. To see the assessment from a student's perspective, watch the video linked below.



**Parent Job Aid: Accessing NWEA MAP Parent Score Reports
Skyward Family Access**

1. Log into Skyward Family Access

2. Select "Portfolio" from the menu of the left-hand side of the screen.

3. Select NWEA MAP Parent Score Report(s) to view. (PDF file)

Portfolio - Attachments	
Description	eSigned
NWEA MAP Growth Parent Score Report 2024-2025	N/A
NWEA MAP Reading Fluency Parent Score Report 2024-2025	N/A

Coffee, Craft & Chat



Coffee and Chat

Bring Your Favorite Breakfast Beverage and Tune In For Your Weekly Dose of Self Care!



Where: Edgar Glover Jr. Elementary

Online Only

When: Monday @8:150am

Scan The Q.R Code and
Join the Teams Conversation



Meet Your

Parent Educators:



Phone:

(281)634.0116

Email:


Jade.Claborn@fortbendisd.gov

Lets Crochet and Stich away the day!

Join the Family Center for a morning of learning
new skills and important family tips.



Craft and Chat



Where: Edgar Glover Jr. Elementary
Parent Center Room 101

When: Friday @10am

Topics will include information from the Practical Parent Education Curriculum.



Spring Family courses Coming Soon!



Your Family Might Be Missing Out Academically!

**School
starts at
8:05 a.m.**

Arriving to school late and leaving early could set your child at an academic disadvantage.

- Just 20 Minutes could lead to your child being behind in any of the core subjects.
- 30 Minutes late or early could lead to your child missing certain learning TEKS (this may be a Science or Social Studies lesson). Leading Too...
 - Lack of academic motivation
 - Issues retaining information from previously lessons
 - Disrupting the learning process
 - Poor Academic Performance

The habits you build with your student now will help your child in intermediate school, high school, and later in their career.

How Can You help?

- Set up a good night routine.
 - Set out clothes for the next day.
 - Read before bed and limit screen time.
 - Utilize rewards for following the bedtime weekly or monthly.
- Have an “Exit” plan and try to stick to it every morning.
- Refrain from picking up your child early from school unless absolutely necessary.



Remember your child needs you to be successful!



**School
dismissal is
at
3:25 p.m.**



GLOVER ES PTO

The Glover PTO needs

YOU!

WHY JOIN THE PTO?



YOU BENEFIT

Volunteering your time, talents, and energy while socializing with other parents is fun, healthy and rewarding. Being able to contribute and make a positive impact is fulfilling!



OUR SCHOOL BENEFITS

Help create positive, caring and engaging community by supporting the scholars, teachers and administration!



OUR COMMUNITY BENEFITS

Teamwork makes the dream work! By working together we are able to have a positive impact in the world around us.

ANYONE CAN JOIN THE GLOVER PTO!

EMAIL EDGARGLOVERPTO@GMAIL.COM OR JOIN US FOR OUR MONTHLY MEETINGS.



Glover Elementary

Attendance Matters!

Plan Ahead.



24-25 School Info

- School begins on Aug. 8 and ends May 29.
- School Hours - 8:05 am - 3:25 pm
- Students are marked tardy after 8:05 am and absent after 10:00 am.
- No Early Pickups after 3:00.

Student Breaks

Thanksgiving Break - Nov. 25-29


Winter Break - Dec. 23-Jan. 8

Spring Break - Mar. 10-14

Fall Student Holidays

- *September 2
- *September 27
- *October 4
- **October 10-15
- *November 1
- *November 11

- *3-Day Weekend
- **5-Day Weekend



Spring Student Holidays

- *January 20
- ^February 14-17
- *February 28
- *March 31
- ^April 18-21
- *May 26

- *3-Day Weekend
- ^4-Day Weekend

Early Dismissal Days

- September 26
- December 20
- February 13
- May 29

Students Dismissed at 12:10 pm

We encourage scheduling trips and appointments during student holidays to help minimize preventable absences.



Fort Bend ISD | Extended Learning

Extended Day Program

The Extended Day Program is for students in kindergarten through Grade 5, open before and after school to keep students safe and engaged.



Homework Time



SPARK Curriculum
and Clubs



Physical Activities

Before School
6:30 a.m. - 7:30 a.m.

After School
3:25 p.m. - 6:30 p.m.

Program Options:

Morning Only
Afternoons Only
Morning & Afternoon Combo

Tuition is paid monthly.

Early Dismissal Day and
Full Service Day child
care is available.

To register, go to
fortbendisd.reg.eleyo.com

ExtendedLearning@fortbendisd.com
fortbendisd.com/ExtendedLearning



More of Mo City

Whats Happening in Missouri City



Missouri City Parks & Recreation: Senior Programs



Active Adults 50+

Check Out the Missouri City Webpage for
Activities and Times.



Farmers Market Partners Missouri City



**Click The Icon for
Upcoming Events**



Eagle News

THE MAGICAL WORLD OF LEARNING

11.15. 2024



As we embrace the beautiful colors of fall and prepare for the Thanksgiving festivities, we at Glover want to extend our heartfelt gratitude to all the families who have been instrumental in making 2024 a remarkable year. Your dedication and support have been invaluable, and we are truly thankful for your continued efforts. As we look forward to next week, we're excited to invite you to a series of engaging events, including our much-anticipated Fall Book Fair. It's a fantastic opportunity for students and families to explore new stories and share their love of reading. Additionally, don't miss "Coffee With The Principal," where we aim to foster open communication and strengthen our community bonds. We hope to see you there as we celebrate the season and our shared successes together.

What's In This Week's Issue?

- Upcoming Events
- Firearm Injury Prevention
- MAP Testing Data Results
- FBISD Parent Resources Links
- Family Resource Center Updates
- Brighter Bites
- Family Tips From our Practical Parent Education Curriculum
- And much more...!

Upcoming Events:

Generation Texas Spirit Week- November 18-22

The Scholastic Book Fair- November 18-22, 2024

Nov. 21st- Thanksgiving family luncheon

Nov. 25th-29th- Fall Holiday

Refer To The Student Handbook For Our cellphone policy:


Please ensure all
cellphones are
turned off and put away
in the child's backpack.



The Magic Continues Online

Visit the [Parent and Family Center webpage](#) for:

- Event Information
- Family Courses
- Grade Level compacts
- Campus Policy
- Brighter Bites FREE Nutritional Packs
- And More!



FBISD Parent Links & Resources

- [Glover PTO Newsletter](#)
- [Volunteer Background Check](#)
- [GE Parent/Student Handbook](#)
- [Free and Reduced Lunch Application](#)
- [Parent Resources](#)
- [GE Twitter](#)
- [GE Website](#)
- [FBISD 24-25 Calendar](#)
- [Student Code Of Conduct](#)
- [GT Newsletter](#)
- [FBISD Express Newsletter](#)



If you're going to have lunch delivered for your child. Please notify your child's teacher and the front office at the beginning of the day.

You may also communicate the student's first initial and last name in the notes section to help us ensure a smooth transaction.

Contact Us

Principal Arana
clementine.arana@fortbendisd.gov

Assistant Principal Allen
carissa.allen@fortbendisd.gov

Parent Educator Jade Claborn
Jade.Claborn@fortbendisd.gov

Generation Texas Week teaches students about the importance of education, and highlights postgraduate options, such as college, technical schools, the military, and other career opportunities. To draw attention to and celebrate these important concepts, FBISD will have themed dress up days to spark career-related conversations. Please help us celebrate with the following themes . . .

The poster features a dark blue background with a large black circle in the center. The text 'FORT BEND ISD presents' is in orange above the main title. The title 'GENERATION TEXAS WEEK' is in large blue and yellow letters. Below it, 'NOV 18-22' is in white. Surrounding the central circle are seven circular callouts, each with a day of the week and a theme. At the bottom center is a logo for 'WE ARE GENERATION TX' with the website 'www.GenTX.org'.

Military MONDAY
Wear Camo

TUESDAY
Your future is BRIGHT!
Wear neon

COLLEGE WEDNESDAY
Wear your favorite college gear

show your spirit!!!


Future Self THURSDAY
Dress in your career attire

FRIDAY DREAMIN'
Pajama Day

GENERATION TEXAS WEEK

NOV 18-22

WE ARE GENERATION TX
www.GenTX.org



The link for parents to begin shopping for the Scholastic book fair will be on the front page of Glover's website from November 15th to 28th, 2025. More information will be available soon. Thank you.

The Scholastic Book Fair Dates are: November 18-22, 2024

Hours: Monday - Friday 9:30 - 3:00
Family Night Shopping: Wednesday 20th
9:30a.m. - 5:30p.m.



Dear Glover Families,

Get ready—the Scholastic Book Fair is coming to our school! This is a great opportunity to connect with your child over the thrill of bringing home new books to dive into again and again. Studies show that kids read more when they choose books for themselves. And fostering a love of independent reading leads to a wide variety of benefits—including academic success and improved mental health.

Here's everything you need to know about the Book Fair:

Dates: November 18 - November 22, 2024

Location: Glover Elementary Library; 9:15-3:00 Monday - Friday

Family Event schedule and location: November 20th @ 3:00 – 5:30

There's even more info on our school's Book Fair homepage and Glover's website.

<https://bookfairs.scholastic.com>

While you're there, set up a Book Fair eWallet, the digital payment account that allows your child to shop for books at the Fair without cash. Then share your eWallet link so friends and extended family can add funds.

When you fund an eWallet, you'll have the opportunity to contribute to a giving initiative called Share the Fair™. Your contributions directly support our students who need help buying books from the Fair. Scholastic also, accepts cash, apple pay, and credit/debit cards.

Many of us still remember the rush of finding the perfect book at a Scholastic Book Fair. I hope you'll join your child at our school's Fair and share a reading experience they'll remember forever.

Happy reading.

Mrs. Arana
Principal,
Edgar Glover Elementary

PS: Need one more reason to visit the Book Fair? Every purchase at the Fair benefits our school!

Glover Elementary

Thanksgiving



Family Luncheon

Join us for a
special lunch
with your child

21
NOV

**\$5 Thankful Fall
Family Photos
available to
purchase**

10:30- Kinder

11:00- 1st/SAILS

11:35- 2nd

12:10- 3rd

12:40- 4th

1:10- 5th



Firearm Injury Prevention Education for Parents

Gun violence has become an urgent public health epidemic in the United States, with firearms accounting for more and more fatalities among children and teens each year. At Memorial Hermann, we are committed to our vision of creating healthier communities, now and for generations to come, but we cannot accomplish our vision

without doing all we can to reduce gun violence and its impact on our patients and community—especially the children and teens who are at an increasingly high risk for death, injury or suicide by firearm. Below, our injury prevention experts share general information about firearm safety, best practices for firearm storage and the steps you can take to protect your family from firearm injury.

Types of Firearm Injury

Children are at an increasing risk of death by firearms through unintentional shootings, suicide and assault. Unintentional firearm injury often occurs when a younger child finds a firearm and accidentally shoots themselves, a playmate or a sibling. Suicide often occurs in children ages 10 and older, and assaults more often occur among adolescents and young adults.

Safe Storage

Storing firearms in a safe and secure manner is the best method for preventing firearm injury. Through safe storage, you can reduce the risk of unintentional injury by limiting opportunities for young children to access firearms. Because suicide among children and teens is often impulsive, proper storage provides a barrier of protection and an opportunity for intervention. By locking away your firearms, you also reduce the risk of them being stolen or used in an assault or homicide. To properly store your firearms, experts recommend the following:

- All firearms should be stored unloaded in a lockbox or safe. Ammunition should also be locked up in a separate location.
- Place cable locks on firearms to provide an added layer of safety. (Note: A firearm can still be loaded with a trigger lock in place, so cable locks are recommended as they can only be secured on unloaded firearms.)
- Some experts recommend storing firearms in a safe location outside the home for additional security when a higher risk individual is present—for example, a family member with depression or a high level of stress.

Communication is Key

Children as young as 22 months old are capable of pulling a trigger, and many children cannot differentiate between a real firearm and a toy. It is critical that parents talk to their children about what to do if they ever encounter a firearm at home, at a friend's house or in public. Children should never handle a firearm without an adult present, and if a child ever encounters a firearm, they should not touch it and should immediately go to an adult for help. We also recommend asking about firearm storage in the homes of your children's friends as well as those of family members or neighbors. The [American Academy of Pediatrics](#) recommends adding the question, "Is there an unlocked gun in your house?" to a typical playdate checklist, which might also include concerns about allergies, pets or plans for supervision.

Education

If you personally own a firearm, register everyone in your family for firearm safety classes, which offer age-appropriate education on safe handling, proper use and storage. This is an important step for a responsible firearm owner and can go a long way to preventing unintentional injury or improper firearm use. Still, nothing replaces safe storage, so even families with extensive knowledge and training should keep their firearms and ammunition separate and locked away.

Educación para los padres de familia sobre la prevención de lesiones por armas de fuego

La violencia por armas de fuego se ha convertido en una epidemia urgente de salud pública en los Estados Unidos ya que estas causan cada vez más muertes entre niños y adolescentes cada año. En Memorial Hermann, estamos comprometidos con nuestra visión de crear comunidades más saludables, ahora y para las generaciones venideras. No podremos lograr este objetivo sin hacer todo lo posible para reducir la violencia por armas y su impacto en nuestros pacientes y la comunidad, especialmente los niños y adolescentes. Ellos corren un riesgo cada vez mayor de muerte, lesiones o suicidio. A continuación, nuestros especialistas en prevención de lesiones comparten información general sobre medidas de seguridad de las armas de fuego, las mejores prácticas para su almacenamiento y los pasos que puede seguir para proteger a su familia.

Tipos de lesiones por arma de fuego

Los niños corren un riesgo cada vez mayor de morir por armas de fuego a través de disparos no intencionales, suicidio y asalto. Las lesiones no intencionales a menudo ocurren cuando un niño más pequeño encuentra un arma y accidentalmente se dispara a sí mismo, a un compañero o a un hermano. Frecuentemente, el suicidio ocurre en niños de 10 años o mayores, y las agresiones ocurren con mayor frecuencia entre adolescentes y adultos jóvenes.

Almacenamiento seguro

Almacenar armas de fuego de manera segura y protegida es el mejor método para prevenir lesiones. A través del almacenamiento seguro, se puede reducir el riesgo de lesiones no intencionales al limitar las oportunidades para que los niños pequeños accedan a las armas de fuego. Debido a que el suicidio entre niños y adolescentes es a menudo impulsivo, el almacenamiento adecuado proporciona una barrera de protección y una oportunidad para la intervención. Al colocar dispositivos de seguridad como es el bloqueo del gatillo en las armas de fuego, también se reduce el riesgo de que sean robadas o utilizadas en un asalto u homicidio. Para guardar adecuadamente sus armas de fuego, se recomienda lo siguiente:

- Todas las armas deben almacenarse descargadas en una caja de seguridad o caja fuerte.
- Las municiones también deben estar encerradas en un lugar separado.
- Coloque cerraduras de cable en las armas de fuego para proporcionar una capa adicional de seguridad. (Nota: Un arma de fuego aún se puede cargar con un bloqueo de gatillo, por lo que se recomiendan bloqueos de cable, ya que solo se pueden asegurar en armas descargadas).
- Algunos expertos recomiendan almacenarlas en un lugar seguro fuera del hogar para mayor seguridad cuando una persona de mayor riesgo está presente, por ejemplo, un miembro de la familia con depresión o con un alto nivel de estrés.

La comunicación es clave

Los niños de tan solo 22 meses de edad son capaces de apretar un gatillo, y muchos niños no pueden diferenciar entre un arma de fuego real y un juguete. Es fundamental que los padres hablen con sus hijos sobre qué hacer si alguna vez se encuentran con un arma de fuego en casa, en la casa de un amigo o en lugares públicos. Los niños nunca deben manejar armas en ausencia de un adulto, y si un niño alguna vez se encuentra una, no debe tocarla y debe acudir inmediatamente a un adulto en busca de ayuda.

También recomendamos preguntar sobre el almacenamiento de armas de fuego en las casas de los amigos de sus hijos, así como en las de los miembros de la familia o los vecinos. [La Academia Americana de Pediatría](#) recomienda agregar la pregunta: "¿Posee un arma desbloqueada en su casa?" a una lista de preguntas típicas para un día de juego, que también podría incluir preguntas sobre alergias, mascotas o planes de supervisión.

Educación

Si usted personalmente posee un arma de fuego, registre a todos en su familia para las clases de seguridad, las cuales ofrecen educación apropiada de acuerdo a la edad sobre manejo seguro, uso adecuado y almacenamiento. Este es un paso importante para un propietario responsable y en la prevención de lesiones no intencionales o el uso inadecuado de armas. Aún así, nada reemplaza el almacenamiento seguro, por lo que incluso las familias con amplios conocimientos y capacitación deben mantener sus armas de fuego y municiones fuera del alcance de los menores.





Guidelines for Contest and Reading Log

CONTEST PERIOD FALL

The Student Read Nation Challenge period is October 22nd – November 22nd.

SPRING

The School Read Nation Challenge period is January 13th – February 14th.

ACCEPTED READING MATERIALS

Books (fiction and nonfiction), magazines and comic books. Digital material, as well as physical print materials are accepted.

Children must keep track of their minutes read each day with the assistance of their teachers and parents and record them on the calendar log provided.

Lets Get Reading Glover!

See the calendar below to help our campus win!

Submitted calendars will also receive a FREE Canes Kids meal voucher!



INDIVIDUAL STUDENT PRIZES - ELECTRONIC ITEM

Top Kindergartener **Overall**

Top 1st Grader **Overall**

Top 2nd Grader **Overall**

Top 3rd Grader **Overall**

Top 4th Grader **Overall**

Top 5th Grader **Overall**

STUDENT WINNER

At the end of the Student Read Nation Challenge, the overall top kindergartener – 5th grade student who achieves the most logged reading minutes will receive a grand prize!

· Please note, there will be only one overall winner for each grade and not for each school. Winners are determined by the total number of minutes read over the challenge period.

· For example, and clarification, your top 1st grader will compete against the other school's top 1st graders to determine the overall top 1st grader for all of the entries submitted.

SCHOOL WINNER

At the end of the School Read Nation Challenge, the TOP 3 schools with the highest minutes read will win a grand prize! The schools will be ranked First (1st), Second (2nd), and Third (3rd) based off the total minutes read submitted.

SCHOOL PRIZES

· **Grand Prize School** – the school with the most points will win furniture and decorations for their library and books (subject to Rockets inventory) and a Houston Rockets Celebratory Rally featuring special Rockets Guests!

· **Second (2nd) Place School** - wins a \$500 gift certificate to a book/literacy retailer/bookstore.

· **Third (3rd) Place School** - wins a \$250 gift certificate to a book/literacy retailer/bookstore.

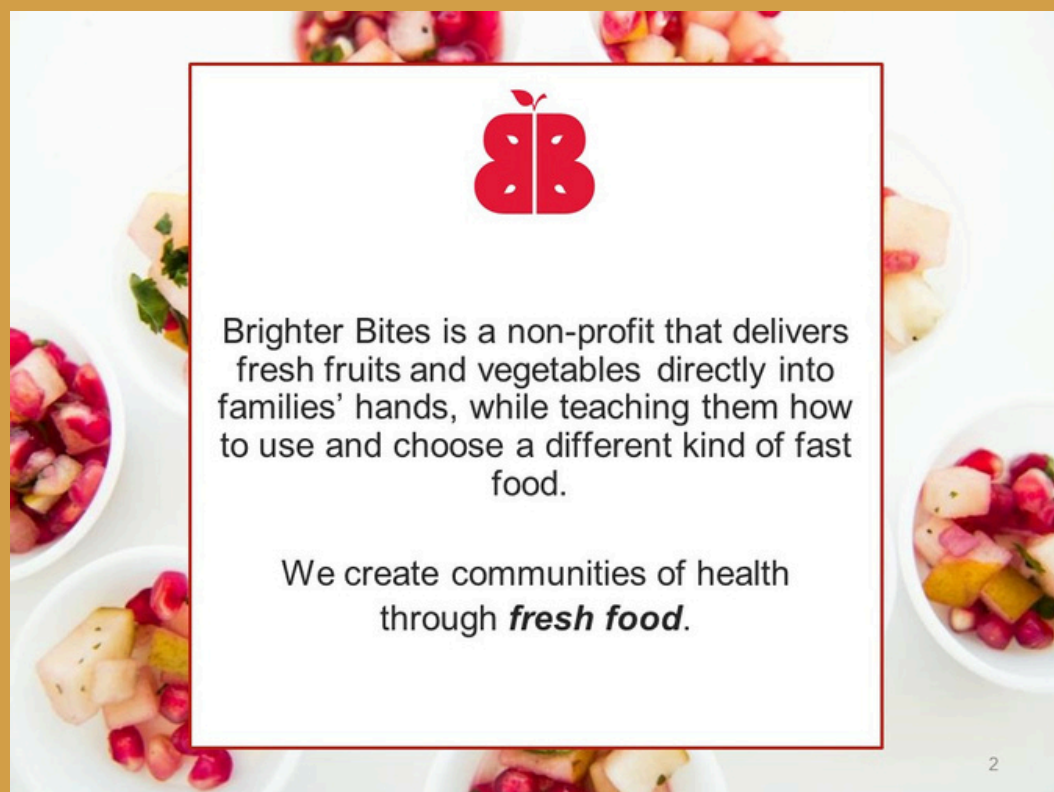
· At the end of the School Read Nation Challenge, an autographed item will be awarded to ALL participants of both challenge periods.




**FREE FRESH Produce Pick Up For
All Glover Families
December 4th
Sign Up Now For Your FREE
Brighter Bites Fruits and
Veggies Bag!
Pick-Up: 2pm-4**

**Volunteers
Needed:
Volunteer Bagging
December 4th
10am- 12**

**Call Jade Claborn
281.634.0116
Jade.Claborn@
Fortbendisd.gov**



Weekly Practical Parent Education
Curriculum Module:

	Monday	Tuesday	Wednesday	Thursday	Friday
PPE Curriculum Module 1.3 - Identifying Your Role as the Primary Model for Your Child	Uplift Mentor Program Thursdays & Tuesdays 8-10 Room 101		Coffee and Chat Teams Q,R Code Meeting ID: 220 194 421 248 Passcode: SfSuur		1 Family Center Closed No School
PPE Curriculum Module 1.3 - Identifying Your Role as the Primary Model for Your Child	4 Coffee and Chat 8:15-9:30 (ONLINE ONLY) Lunch and Learn Location: Café Time: 10:30-1:30 With PPE Lead Conversation	5 Tech. Tuesdays 10:00-1:00 Microsoft Basics Skyward/ Schoology	6 Family Center Closed By Appointment Only	7 Lunch and Learn Location: Café Time: 10:30-1:30 With PPE Lead Conversation Stem Day	8 STEM Day Craft and Chat With Crochet Room 101/ Volunteer Hour 10-1 With PPE Lead Conversation
PPE Curriculum Module 4.7 - Teaching Children Kindness and Respect for Other Children Book Fair Week	11 Family Center Closed No School	12 Tech. Tuesdays 10:00-11 Microsoft Basics Skyward/ Schoology	13 Brighter Bites Volunteered Bagging: 10-12 Pickup: 2:00-4 World Kindness Day	14 Lunch and Learn Location: Café Time: 10:30-1:30 With PPE Lead Conversation	15 Craft and Chat With Crochet Room 101/ Volunteer Hour 10-1 With PPE Lead Conversation
Week of Thanks PPE Curriculum Module 4.7 - Teaching Children Kindness and Respect for Other Children Book fair Week	18 Coffee and Chat With The Principal 8:15-9:30 Lunch and Learn Location: Café Time: 10:30-1:30 With PPE Lead Conversation	19 Tech. Tuesdays Morning 10:00-1 Evening 4:30-5:15 Microsoft Basics Skyward/ Schoology	20 Family Center Closed By Appointment Only	21 Last Uplift Mentor Session Thanksgiving Family Luncheon	22 Craft and Chat With Crochet Room 101/ Volunteer Hour 10-1 With PPE Lead Conversation
PPE Curriculum Module 5.7 - Resolving Homework Issues	25	26	27	28	29

Holiday/ No School



The Family Center is taking video and email testimonials! Please share your experience and how the Family Resource Center has benefited you and your family.

Week At A Glance

Mondays: Coffee and Chat* 8:15-9:30
Lunch and Learn* 10:30-1

Tuesday: Technology Tuesday

Morning 10-1:30 and Afternoon 4:15-5:30
Please Register for Afternoon Tech Tuesdays

Wednesday: Brighter Bites (See Calendar For Specifics)

Thursday: Lunch and Learn

Friday: Craft and Chat*
Volunteer Hour

*Topic lead discussions will include information from the Practical Parent Education Curriculum.

Parenting the Shy Child

Shyness is hard enough to deal with when we are adults, so imagine how hard it is for children! Overcoming this inborn character trait takes nurturing and patience along with other key strategies:



- ♥ Respect that the child may be shy
- ♥ Refrain from viewing shyness as a negative
- ♥ Avoid using the word "shy" to describe your child either in front or behind child
- ♥ Praise efforts toward socialization
- ♥ Encourage social settings with other same-aged children
- ♥ Have child practice what he/she would like to say to parent or other trusted adult
- ♥ Avoid pushing child to speak or socialize when child is not ready
- ♥ Show empathy to child's struggles
- ♥ Point out others with shyness tendencies such as Abraham Lincoln, Mohandas Gandhi, T.S. Eliot and Nelson Mandela who have gone on to have great success as adults.


"Shyness is simply a human difference, a variation that can be a form of richness."

- Dr. Marco Battaglia



Parenting Quick Tips

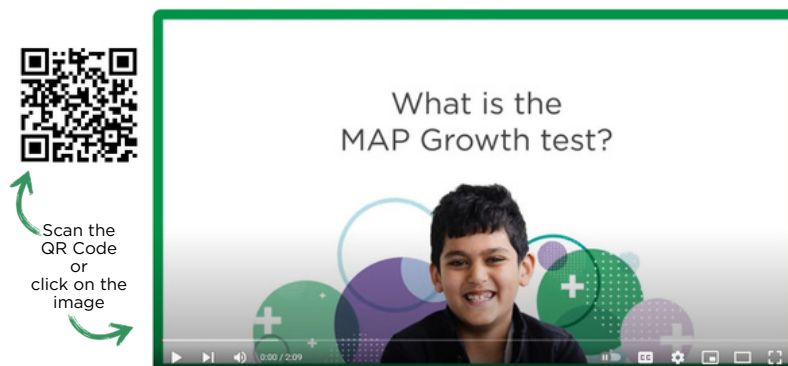
© Practical Parent Education. All rights reserved.



Beginning this year, students in Fort Bend ISD will complete NWEA MAP computer-adaptive assessments three times a year to gain information about what students know and what they are ready to learn next. MAP also gives insight into how students are growing academically, allowing you to track your student's progress throughout the school year and across multiple years. Families will have access to their child's results after each testing window. NWEA MAP is replacing Renaissance 360. For more information, visit the NWEA Family Toolkit linked [here](#) or contact your child's teacher.

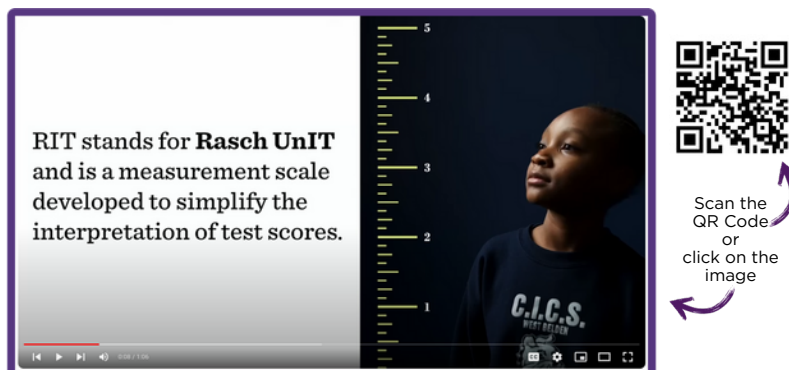
How MAP Growth Works

MAP Growth is designed to support student learning and data-informed decisions. View the video below for an overview of what you can expect when students take the MAP Growth Assessment. All students in grades K-8 and students enrolled in specific high school courses will take MAP Growth assessments.



Understanding RIT Scores

After each MAP Growth test, results are delivered in the form of a RIT score that reflects the student's academic knowledge, skills, and abilities. Think of this score like marking height on a growth chart. You can tell how tall your child is at various points in time and how much they have grown between one stage and another. View the video linked below for more information about RIT scores.



MAP Reading Fluency (Elementary Only)

MAP Reading Fluency assesses early reading skills—including letter and word recognition, oral reading fluency, and literal comprehension—to support students on their journey to independent reading. To see the assessment from a student's perspective, watch the video linked below.



**Parent Job Aid: Accessing NWEA MAP Parent Score Reports
Skyward Family Access**

1. Log into Skyward Family Access

SKYWARD FAMILY ACCESS

Skyward Access

Skyward App Login (Staff and Students)

Online Grading Report - Parent Instructions

Helpful "How To" Documentation

Student Password

ANNOUNCEMENTS

Log in to Family Access

Log in to Staff and Student Access

Skyward Family Access **Staff and Student Access**

Staff and Students must now use the "Sign in using Microsoft" button below. Parents may continue to use Login ID and Password.

SKYWARD
FORT BEND INDEPENDENT SCHOOL DISTRICT

Login ID:

Password:

Forgot your Login/Password?

Sign in using Microsoft (Staff and Students)

05/24/10 00:02

2. Select "Portfolio" from the menu of the left-hand side of the screen.

SKYWARD Family Access

Home

New Student Online Enrollment

Online Forms

Calendar

Gradebook

Attendance

Student Info

Food Service

Schedule

Test Scores

Fee Management

Graduation Requirements

Endorsements


Academic History

Portfolio

Login History

An Online To access student b

STAARA Fill out O Student f



3. Select NWEA MAP Parent Score Report(s) to view. (PDF file)

Portfolio - Attachments	
Description	eSigned
NWEA MAP Growth Parent Score Report 2024-2025	N/A
NWEA MAP Reading Fluency Parent Score Report 2024-2025	N/A

Coffee, Craft & Chat



Coffee and Chat

Bring Your Favorite Breakfast Beverage and Tune In For Your Weekly Dose of Self Care!



Where: Edgar Glover Jr. Elementary

Online Only

When: Monday @8:150am

Scan The Q.R Code and
Join the Teams Conversation



Meet Your

Parent Educators:



Phone:

(281)634.0116

Email:


Jade.Claborn@fortbendisd.gov

Lets Crochet and Stich away the day!

Join the Family Center for a morning of learning
new skills and important family tips.



Craft and Chat



Where: Edgar Glover Jr. Elementary
Parent Center Room 101

When: Friday @10am

Topics will include information from the Practical Parent Education Curriculum.

Technology Tuesdays



Scan The Q.R Code
To Sign-Up

Meet Your

Parent Educators:

Phone:

(281)634.0116

Email:

Jade.Claborn@fortbendisd.gov

There will be open labs from
8:15-9:30 for general tech help.

Guardians Grade Level

Time Slot

Kindergarten	10:00-10:30
1st Grade	10:30-11:30
2nd Grade	11:05-11:35
3rd Grade	11:40-12:10
4th Grade	12:10-12:45
5th Grade	12:40-1:10

Morning Session

Where: Edgar Glover Jr. Elementary
Family Center Room 101

When: Tuesday



Afternoon Session

During our Technology Sessions we will
be reviewing how to access different
campus based websites. Learn how to
navigate Skyward and Schoology.



Where: Edgar Glover Jr. Elementary
Family Center Room 101

When: Tuesday
November 5th
@4:30-5:15



Your Family Might Be Missing Out Academically!

**School
starts at
8:05 a.m.**

Arriving to school late and leaving early could set your child at an academic disadvantage.

- Just 20 Minutes could lead to your child being behind in any of the core subjects.
- 30 Minutes late or early could lead to your child missing certain learning TEKS (this may be a Science or Social Studies lesson). Leading Too...
 - Lack of academic motivation
 - Issues retaining information from previously lessons
 - Disrupting the learning process
 - Poor Academic Performance

The habits you build with your student now will help your child in intermediate school, high school, and later in their career.

How Can You help?

- Set up a good night routine.
 - Set out clothes for the next day.
 - Read before bed and limit screen time.
 - Utilize rewards for following the bedtime weekly or monthly.
- Have an “Exit” plan and try to stick to it every morning.
- Refrain from picking up your child early from school unless absolutely necessary.



Remember your child needs you to be successful!



**School
dismissal is
at
3:25 p.m.**



Glover Elementary

Attendance Matters!

Plan Ahead.



24-25 School Info

- School begins on Aug. 8 and ends May 29.
- School Hours - 8:05 am - 3:25 pm
- Students are marked tardy after 8:05 am and absent after 10:00 am.
- No Early Pickups after 3:00.

Student Breaks

Thanksgiving Break - Nov. 25-29


Winter Break - Dec. 23-Jan. 8

Spring Break - Mar. 10-14

Fall Student Holidays

- *September 2
- *September 27
- *October 4
- **October 10-15
- *November 1
- *November 11

- *3-Day Weekend
- **5-Day Weekend



Spring Student Holidays

- *January 20
- ^February 14-17
- *February 28
- *March 31
- ^April 18-21
- *May 26

- *3-Day Weekend
- ^4-Day Weekend

Early Dismissal Days

September 26

December 20

February 13

May 29

Students Dismissed at 12:10 pm

We encourage scheduling trips and appointments during student holidays to help minimize preventable absences.



GLOVER ES PTO

The Glover PTO needs

YOU!

WHY JOIN THE PTO?



YOU BENEFIT

Volunteering your time, talents, and energy while socializing with other parents is fun, healthy and rewarding. Being able to contribute and make a positive impact is fulfilling!



OUR SCHOOL BENEFITS

Help create positive, caring and engaging community by supporting the scholars, teachers and administration!



OUR COMMUNITY BENEFITS

Teamwork makes the dream work! By working together we are able to have a positive impact in the world around us.

ANYONE CAN JOIN THE GLOVER PTO!

EMAIL EDGARGLOVERPTO@GMAIL.COM OR JOIN US FOR OUR MONTHLY MEETINGS.

News & Events



Fort Bend ISD | Extended Learning

Extended Day Program

The Extended Day Program is for students in kindergarten through Grade 5, open before and after school to keep students safe and engaged.



Homework Time



SPARK Curriculum
and Clubs



Physical Activities

Program Options:

Morning Only
Afternoons Only
Morning & Afternoon Combo

Tuition is paid monthly.

Early Dismissal Day and
Full Service Day child
care is available.

Before School

6:30 a.m. - 7:30 a.m.

After School

3:25 p.m. - 6:30 p.m.

To register, go to
fortbendisd.reg.eleyo.com

ExtendedLearning@fortbendisd.com
fortbendisd.com/ExtendedLearning



More of Mo City

Whats Happening in Missouri City



Active Adults 50+

Check Out the Missouri City Webpage for
Activities and Times.



Farmers Market Partners Missouri City



**Click The Icon for
Upcoming Events**